

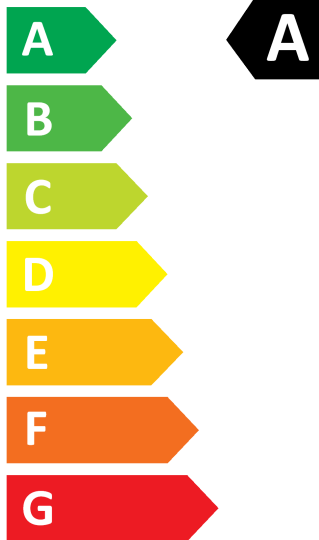
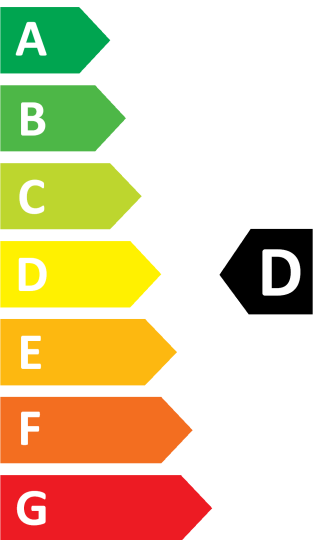


ENERG



HISENSE

WD3S1043BW7



305 kWh/100

52 kWh/100

6.0 kg



10.5 kg

89 L



43 L

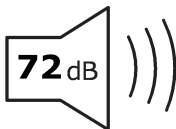
7:59



3:59



A **B** C D E F G



A **B** C D